




Ysgrifennu: Gofynnod – Ar ddiwedd pob brawddeg rydym yn defnyddio'r atalnod llawn ond ar ddiwedd cwestiwn rydym yn defnyddio gofynnod. Dyma enghraifft o gwestiwn: Beth yw dy enw?

Ysgrifennwch gwestiynau addas i ofyn i'r Hugu Fach Goch a'r blaidd. Cofiwch ofynnod ar ddiwedd pob cwestiwn.



Her: Beth am ateb y cwestiynau? Cofiwch ateb mewn brawddegau llawn gan gofio'r atalnod llawn ar ddiwedd pob brawddeg.

Dysgu yn y cartref - Blwyddyn 1

Wythnos: 22.6.20 - 26.6.20

Cofiwch gysylltu os byddwch angen cymorth.

Cofiwch, nid oes angen i chi gyflawni pob un o'r tasgau.


Syniadau yn unig a geir yma.

n.roberts@ysgolgyymraeg.ceredigion.sch.uk

m.wigley@ysgolgyymraeg.ceredigion.sch.uk

L.jones@ysgolgyymraeg.ceredigion.sch.uk

Ymchwilio: Roedd yr Hugu Fach Goch wedi paratoi basged yn llawn o fwydydd i gael i de yn nhŷ mam-gu. Roedd ganddi gymysgedd o fwydydd iach ac afiach yn ei basged. Ewch ati i gynllunio picnic iach i'r Hugu a'i fam-gu. Cewch dynnu lluniau yn y fasged a chofiwch eu labeli.



Her: Beth am greu rhestr o fwydydd iach ac afiach?

Cofiwch ddarllen yn gyson a gwrando ar storïau Cymraeg yn cael eu darllen ar 'Youtube'.




Addysg Corfforol: Gymnasteg. Gan gopio'r cardiau ceisiwch creu'r siapiau eich hun. Ewch ati i greu diyniant o symudiadau, 3 i gychwyn ac yna mwy.



Ymarfer symiau adio a thynnu rhifau 1 a 2 ddigid. Cyfrwch fesul 2, 5 a 10.



Tasg Mathemateg: Hanner siap = torri siap mewn i 2 rhan gyfartal mewn maint. Rhaid haneri'r bwydydd er mwyn eu rhannu rhwng Yr Hugu Fach Goch a mamgu. Tynnwch linell gyda phren mesur i ddangos sut byddai torri nhw'n hanner yn gywir.



Chwarteri siap = torri siap mewn i 4 rhan cyfartal mewn maint. Edrychwch ar y lluniau ar yr ail daflen. Ewch ati i dynnu llinellau i ddangos sut byddai rhannu'r bwydydd yn chwarteri.

Beth am ...?

- wrando ar storïau Cymraeg yn cael eu darllen ar 'Youtube'.
- wylïo rhaglenni Cymraeg ar wefan S4C clic (Cyw).
- ddysgu a chanu caneuon Cymraeg ar 'Youtube'.



Cweithgaredd Creadigol: Beth am greu pypedau o gymeriadau stori 'Yr Hugu Fach Goch'? Defnyddiwch flwch cardfwrdd i greu llwyfan i berfformio'r stori gyda'r pypedau. Beth am ffilmio eich sioe pypedau?





Written task: Question mark – At the end of every sentence we use a full stop but at the end of a question we use a question mark. Here is an example of a question: What is your name?

Write questions you would like to ask the Little Red Riding Hood and the wolf. Remember a question mark at the end of each question.



Challenge: What about answering the questions? Remember to answer in full sentences with a full stop at the end of each sentence.

Remember to read regularly and listen to Welsh stories being read on 'Youtube'.



Learning in the home - Blwyddyn 1

Week: 22.6.20 - 26.6.20

Please contact us if you need any help.

There is no need to complete all these tasks.

They are only ideas.

n.roberts@ysgolgybraeg.ceredigion.sch.uk

m.wigley@ysgolgybraeg.ceredigion.sch.uk

L.jones@ysgolgybraeg.ceredigion.sch.uk

Physical Education: Gymnastics Copy the shapes on the cards. Create a sequence of shapes, 3 to begin and then add more.




What about ...?

- listening to stories being read in Welsh on 'YouTube'.
- watching Welsh television programmes on S4C clic (Cyw).
- learning and singing Welsh songs on 'YouTube'.



Investigation: The Little Red Riding Hood had prepared a basket of food for tea in grandmas house. She had a mixture of both healthy and unhealthy foods. Draw pictures and label them creating a healthy picnic for Red Riding Hood and her grandmother.




Challenge: Create a list of both healthy and unhealthy foods.

Practice adding and subtracting 1 and 2 digit numbers. Count in 2's, 5's and 10's.



Maths task: Halving shapes = Cutting a shape into 2 pieces of equal size. You need to halve the foods before sharing them between Little Red Riding Hood and Grandma. Draw a line with a ruler to show how you would cut them in half correctly. Remember the 2 pieces must be the same size.



Quartering shapes = Sharing the shape into 4 equal sizes. Look at the pictures on the second sheet. Draw lines to show where you would divide the foods into quarters. Remember they must be 4 equal pieces.

Creative activity: How about creating puppets of the characters in the story 'Little Red Riding Hood'? Use a cardboard box to create a stage to perform the story using your puppets.

