

Stori 'Duw yn Creu y Byd'

Cliciwch ar y linc i wrando ar y stori.

Ydych chi'n cofio beth greodd Duw pob dydd?

Tynnwch luniau yn y cylchoedd a chopiwch y weddi yn daclus.

***Tasg ychwanegol** - ysgrifennwch yr hanes gan ddefnyddio'r rhifolion 'Yn gyntaf... 'Yn ail'....



Dysgu yn y cartref - Blwyddyn 2 Wythnos: 15-6-20 - 19-6-20

Cofiwch gysylltu os byddwch angen cymorth.

Bl.2NJ - n.jones4@ysgolgymraeg.ceredigion.sch.uk

Bl.2GJ - g.jones2@ysgolgymraeg.ceredigion.sch.uk

Cofiwch, nid oes angen i chi gyflawni pob un o'r tasgau.

Syniadau yn unig a geir yma.

Cerdd - Beth am wrando a chanu caneuon Rimbojam?

Ewch ar Hwb. Cliciwch **Cymraeg**, yna **Adnoddau**. Teipiwch 'Rimbojam' yn y blwch ar dop y dudalen. Cliciwch **Lansio**.



Cofiwch ddarllen yn gyson.

Llyfrau Cymraeg a Saesneg.



Negyddu brawddeg - Does dim...

Cwrandewch ar y pwerbwynt 'Does dim...'

Edrychwch yn ofalus ar y llun ar y daflen waith. Beth sydd yn y llun?

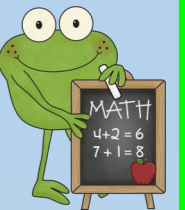
Tasg 1 Ysgrifennwch frawddegau 'Mae _____ yn y llun' NEU 'Does dim _____ yn y llun.'

Tasg 2 Beth sydd efo chi? Ysgrifennwch frawddegau. 'Mae gen i _____' / 'Mae _____ gen i' NEU

'Does gen i ddim _____ / Does dim _____ gen i.'

Tasg ychwanegol - Ysgrifennu brawddegau eich hun yn dechrau efo 'Does dim...'

Ymarfer tabl 2,3,5 a 10




Rhannu

Dewisiwch eich logo coch/gwyrdd/glas. Mae croeso i chi ddefnyddio setiau i'ch helpu.

Celf

Beth am fynd ati i greu darn o gelf 'Daw eto haul ar fryn'?

Edrychwch ar y daflen syniadau i'ch helpu.



Beth am...?

- Wrando ar storiâu Cymraeg yn cael eu darllen ar 'YouTube'.
- Wyllo rhaglenni Cymraeg ar wefan S4C clic (Cyw).
- Ddysgu a chanu caneuon Cymraeg ar 'YouTube'.

Côd ar gyfer Twinkl - UKTWINKLHELPS



Bwydydd y Byd

Ewch ati i chwilio am fwydydd sydd gennych adref sy'n dod o wledydd gwahanol ar draws y byd.

Edrychwch yn ofalus ar y pecynnau i ddarganfod enw'r wlad.

Defnyddiwch y tabl parod, neu gwnewch un eich hunain i gofnodi'ch canlyniadau.


Ceisiwch ddod o hyd i'r gwledydd ar fap o'r byd, a'i labelu.

Story - 'God creating the world'

Click on the link to listen to the story. Do you remember what God created every day?

Draw pictures in the circles and copy the prayer neatly.

* Additional task - write the story in your own words beginning your sentences with 'Yn gyntaf...', 'Yn ail...'



Learning in the home - Blwyddyn 2 Week: 15-6-20 - 19-6-20

Please contact us if you need any help.

Bl.2NJ - n.jones4@ysgolgyrnaeg.ceredigion.sch.uk

Bl.2GJ - g.jones2@ysgolgyrnaeg.ceredigion.sch.uk

There is no need to complete all these tasks.

They are only ideas.

Cerdd/ Music - Listen and dance to Rimbojam songs!

Go onto Hwb. Click Cymraeg, and then Adnoddau. Type 'Rimbojam' in the box at the top of the page. Click Lansio.



Negative sentences - 'Does dim...'

Listen to the 'Does dim...' power point.

Look carefully at the picture on the worksheet. What's in the picture?

Task 1: Write 'Mae _____ yn y llun' OR 'Does dim _____ yn y llun.'

Task 2: What do you have? Write 'Mae gen i _____' / 'Mae _____ gen i' OR

'Does gen i ddim _____' / 'Does dim _____ gen i.'

Additional task:- Write your own sentences beginning with 'Does dim...'



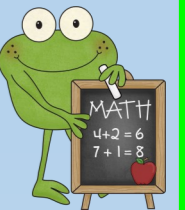
Remember to read frequently.

Welsh and English books.



Practice 2,3 and 5 times tables

Try using 'Hit the Button' or J2Blast



Division -

Choose your logo red / green / blue.


You can use sets to help you.



Celf/Art

Why not create a piece of art 'Daw eto haul ar fryn'?

Look at the ideas sheet to help you.



What about ...?

- Listening to stories being read in Welsh on 'YouTube'.
- Watching Welsh television programmes on S4C clic (Cyw).
- Learning and sing Welsh songs on 'YouTube'.

Code for Twinkl - UKTWINKLHELPS



Bwydydd y Byd / Foods of the world

Look for foods you have at home that come from different countries around the world.

Look carefully at the packages to find out the name of the country.

Use the prepared table, or make your own to record your results.

Try to find and label the countries on a map of the world.

